

# FreeSandal

樹莓派, 樹莓派之學習, 樹莓派之教育

## 【鼎革 · 革鼎】：RASPBIAN STRETCH 《六之 J.3 上》

2017-12-12 | 懸鉤子 | 發表迴響

上網谷歌，找到

《running librosa & numba on raspberry pi 3》文本。

依言安裝：

```
sudo pip install llvmlite==0.15.0
```

```
sudo pip install numba==0.30.1
```

```
1 pi@raspberrypi:~ $ sudo pip install librosa
2 Requirement already satisfied: librosa in /usr/local/lib/python2.7/dist-packages
3 Requirement already satisfied: scipy>=0.13.0 in /usr/lib/python2.7/dist-packages (from librosa)
4 Requirement already satisfied: numpy>=1.8.0 in /usr/lib/python2.7/dist-packages (from librosa)
5 Requirement already satisfied: six>=1.3 in /usr/lib/python2.7/dist-packages (from librosa)
6 Requirement already satisfied: decorator>=3.0.0 in /usr/local/lib/python2.7/dist-packages (from librosa)
7 Requirement already satisfied: audioread>=2.0.0 in /usr/local/lib/python2.7/dist-packages (from librosa)
8 Requirement already satisfied: scikit-learn>=0.14.0 in /usr/local/lib/python2.7/dist-packages (from librosa)
9 Collecting resampy>=0.1.2 (from librosa)
10 Requirement already satisfied: joblib>=0.7.0 in /usr/local/lib/python2.7/dist-packages (from librosa)
11 Collecting numba>=0.32 (from resampy>=0.1.2->librosa)
12   Downloading numba-0.36.1.tar.gz (1.3MB)
13     100% |#####| 1.3MB 193kB/s
14 Requirement already satisfied: enum34 in /usr/lib/python2.7/dist-packages (from numba>=0.32)
15 Requirement already satisfied: funcsigs in /usr/local/lib/python2.7/dist-packages (from numba>=0.32)
16 Requirement already satisfied: llvmlite in /usr/local/lib/python2.7/dist-packages (from numba>=0.32)
17 Requirement already satisfied: singledispatch in /usr/local/lib/python2.7/dist-packages (from numba>=0.32)
18 Building wheels for collected packages: numba
19   Running setup.py bdist_wheel for numba ... done
20   Stored in directory: /root/.cache/pip/wheels/d7/ba/54/102933491fd675eb824e048f920bee2
21 Successfully built numba
22 Installing collected packages: numba, resampy
23   Found existing installation: numba 0.30.1
```

```
24 Uninstalling numba-0.30.1:
25 Successfully uninstalled numba-0.30.1
26 Successfully installed numba-0.36.1 resampy-0.2.0
```

雖然成功！不過無法用也？

```
1 pi@raspberrypi:~ $ python
2 Python 2.7.13 (default, Jan 19 2017, 14:48:08)
3 [GCC 6.3.0 20170124] on linux2
4 Type "help", "copyright", "credits" or "license" for more information.
5 >>> import librosa
6 Traceback (most recent call last):
7   File "<stdin>", line 1, in <module>
8   File "/usr/local/lib/python2.7/dist-packages/librosa/__init__.py", line 12, in <module>
9     from . import core
10  File "/usr/local/lib/python2.7/dist-packages/librosa/core/__init__.py", line 109, in <module>
11    from .audio import * # pylint: disable=wildcard-import
12  File "/usr/local/lib/python2.7/dist-packages/librosa/core/audio.py", line 12, in <module>
13    import resampy
14  File "/usr/local/lib/python2.7/dist-packages/resampy/__init__.py", line 7, in <module>
15    from .core import *
16  File "/usr/local/lib/python2.7/dist-packages/resampy/core.py", line 9, in <module>
17    from .interp import resample_f
18  File "/usr/local/lib/python2.7/dist-packages/resampy/interp.py", line 4, in <module>
19    import numba
20  File "/usr/local/lib/python2.7/dist-packages/numba/__init__.py", line 9, in <module>
21    from . import config, errors, runtests, types
22 ImportError: cannot import name config
23 >>>
```

查核 pip list ，發現此時

llvmlite (0.15.0)

numba (0.36.1)

resampy (0.2.0)

或墜『相容性』地獄乎??

# Building llvmlite requires LLVM 3.9.x #234

seibert commented on Feb 21


Unfortunately, because LLVM makes backward incompatible changes with each minor release, llvmlite only supports one version of LLVM at a time. llvmlite 0.15.0 (and Numba 0.30.1) should work with LLVM 3.8, or you will have to install LLVM 3.9 from source.

嘗試先裝好

```
sudo pip install resampy==0.1.5
```

## bmcfee/resampy

### 0.2.0

 bmcfee released this on Sep 16

### Assets


- Source code (zip)
- Source code (tar.gz)

First release of the 0.2.x series

Pre-release

- 0.2.0rc0
- efa3010

### 0.2.0rc0

 bmcfee released this on Sep 9 · 1 commit to master since this release

### Assets


- Source code (zip)
- Source code (tar.gz)

Release candidate for 0.2.0.

This version replaces the Cython core with a Numba implementation, and should fix compiler-related installation issues.

- 0.1.5
- 992804c

## 0.1.5

 bmcfee released this on Feb 16 · 17 commits to master since this release

## Assets

- Source code (zip)
- Source code (tar.gz)

Minor bugfix release

- on Dec 5, 2016

竟派生二是這個結果★

```
1 pi@raspberrypi:~ $ python
2 Python 2.7.13 (default, Jan 19 2017, 14:48:08)
3 [GCC 6.3.0 20170124] on linux2
4 Type "help", "copyright", "credits" or "license" for more information.
5 >>> import resampy
6 >>> import librosa
7 LLVM ERROR: Program used external function '__aeabi_unwind_cpp_pr0' which could not be r
8 pi@raspberrypi:~ $
```

但又為何派生三 OK 啲☆

```
1 pi@raspberrypi:~ $ python3
2 Python 3.5.3 (default, Jan 19 2017, 14:11:04)
3 [GCC 6.3.0 20170124] on linux
4 Type "help", "copyright", "credits" or "license" for more information.
5 >>> import resampy
6 >>> import librosa
7 >>>
```